


# How to Cast a Ballot in the DS200




District of Columbia  
Board of Elections



1. Greet the Voter and inform the Voter that there are two Ballot feeders. Marking Device Ballots will be inserted in the **TOP** feeder. Pre-printed Ballots will be inserted into the **BOTTOM** feeder.

2. Ask the Voter to insert their Ballot into the feeder that matches their Ballot type.



3. After the Ballot has been successfully cast, check the screen for the **“Your ballot has been counted”** message.

4. Give the Voter an **“I VOTED”** sticker and direct them to the exit.


# How to Cast a Special Ballot




District of Columbia  
Board of Elections



1. Greet the Voter and direct the Voter to place their Special Ballot Envelope into the Special Ballot Box.



2. Have the Voter place their envelope in the Special Ballot Box.



3. Collect the Green Secrecy Sleeve from the Voter.



4. Give the Voter an "I Voted" sticker and direct them to the exit.